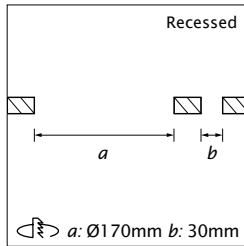
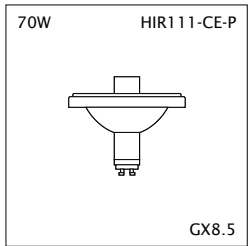

Order Code:

- White [RAL 9010] 51007
- Black [RAL 9005] 51008
- Custom Finishes Available on Request


Construction
Mounting
Lamp Type
Lamp Power
Beam Width
Voltage
Ballast
Dimming
Place of Use
Min. Ceiling Clearance
Ceiling Cutout
Movement
Finish
Weight
Sequencing
Control Options
Notes

Machined steel, powder coated

Recessed

HIR111-CE-P

70W

10° - 40°, Lamp dependant

 220-240V, 50/60Hz¹

External 35W (on control pack)

 Not currently available for metal halide lamps²

Interior use only

175mm

Ø170mm Spotlight; Ø30mm Sensor

+/- 45° X-Axis; +/- 45° Y-Axis

White RAL 9010, Black RAL 9005

Luminaire - 0.6kg (including lamp); Pack & Ballast - 1.4kg

Not available

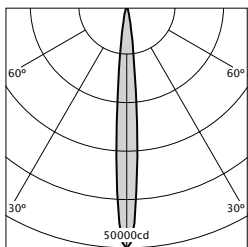
Handheld remote (11400)

 DMX or DALI available on request³
¹50Hz as standard. For 60Hz, specify when ordering.

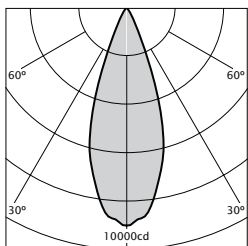
²Luminaire can be switched on/off.

³Requires setup (with additional costs) and must be specified when ordering.

If you are in doubt as to the suitability or compatibility of this product, contact RCL.



Distance (m)	Beam Diameter (m)	Illuminance (lx)
1m	0.18m	50000 lx
2m	0.35m	12500 lx
3m	0.52m	5555 lx
4m	0.70m	3125 lx
5m	0.88m	2000 lx



Distance (m)	Beam Diameter (m)	Illuminance (lx)
1m	0.7m	9000 lx
2m	1.40m	2250 lx
3m	2.00m	1000 lx
4m	2.80m	560 lx
5m	3.50m	360 lx

Photometric data is provided as a guide only. Check with lamp manufacturers for latest data.

